

ANNUAL  
MONITORING  
OF ENDORSED  
YOUTH WORK  
PROGRAMMES  
DELIVERED IN  
WALES

*Summary Report* v2

**BA Honours  
Programmes**

**Academic  
Year 2015-  
2016**

The Summary Report covers the key points within the monitoring report covering the academic year 2015-2016 within the five Higher Education Institutions delivering the endorsed BA Youth & Community Work qualification. It is not intended as a standalone document and reference should be made to the full document. Information was collated within January 2017 and March 2017 but please note that in some cases the Open University cannot provide Wales specific breakdowns due to recording of students nationally.

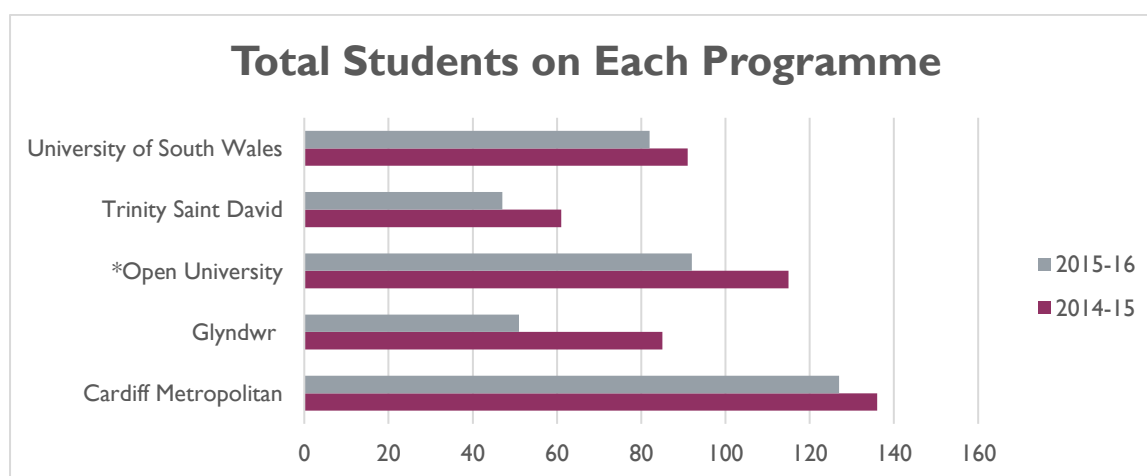
## Summary of the Key Points within this Report

1. The overall satisfaction rate within the National Student Survey has grown with four institutions achieving over 90% and the 100% mark being achieved by one.

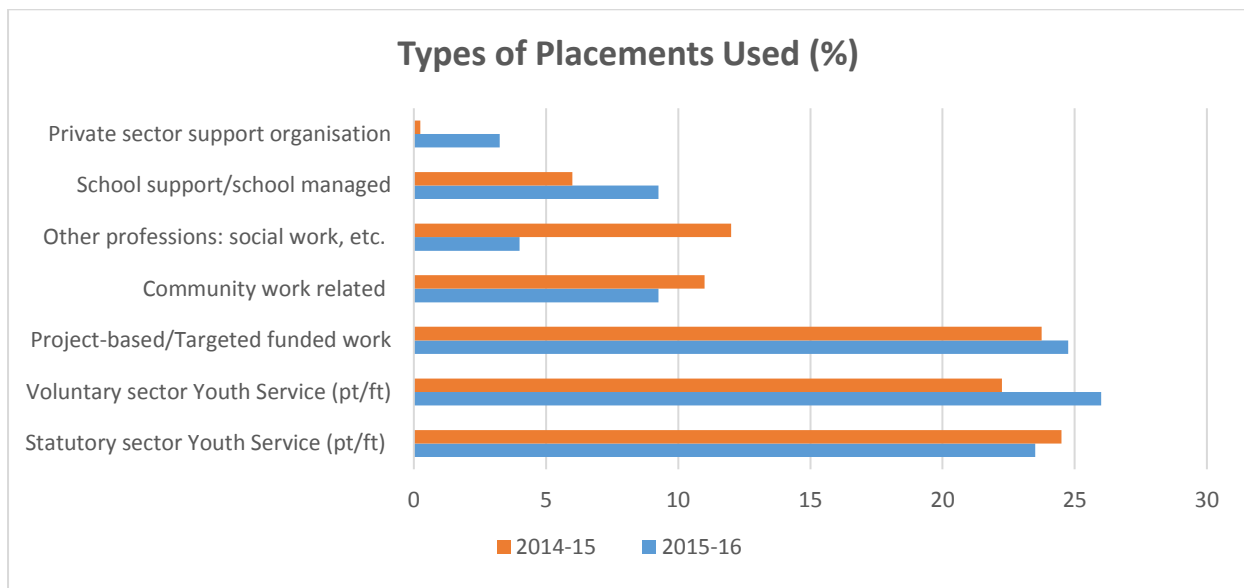
	Cardiff Met		Glyndwr		Open University		Trinity Saint David		University of South Wales	
	2015 (2014)	2016	2015 (2014)	2016	2015 (2014)	2016	2015 (2014)	2016	2015 (2014)	2016
<b>Overall, I am satisfied with the quality of the course</b>	95% (84%)	96%	60 (93%)	100%	87% (91%)	87%	80% (83%)	90%	92% (76%)	92%

2. The number of the students have fallen since 2011-12 and there are also fewer students within all institutions than the previous academic year.

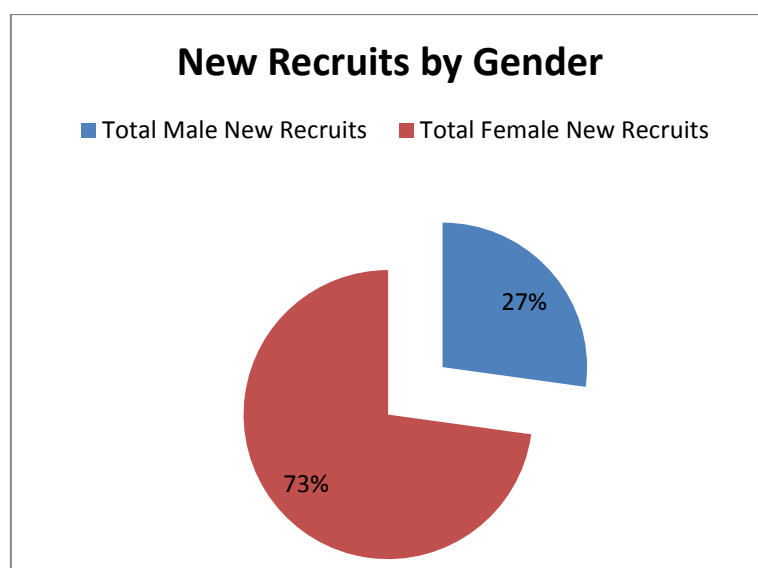
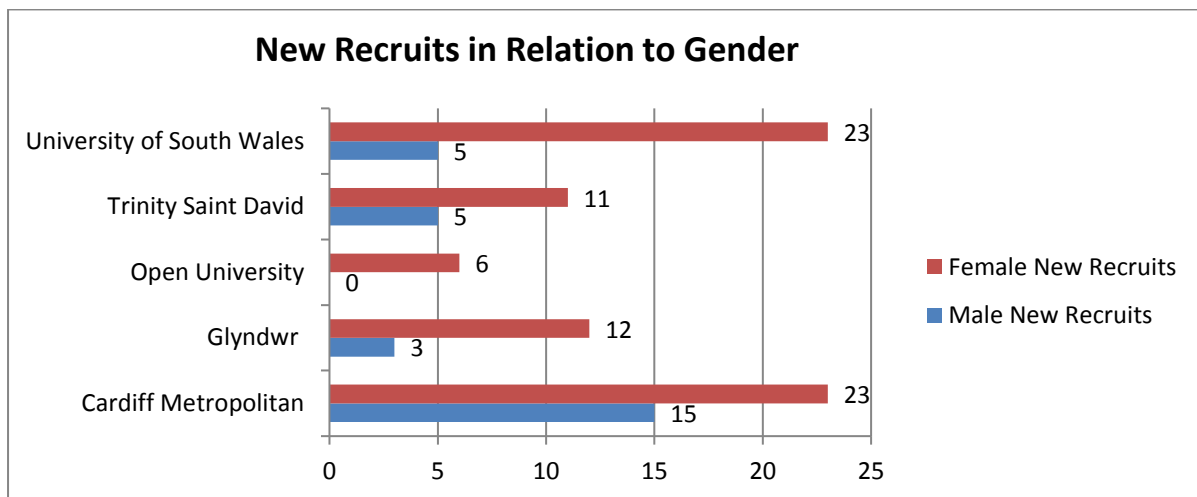
	Cardiff Met		Glyndwr		OU		TSD		USW	
	2014-15	2015-16	2014-15	2015-16	2014-15	2015-16	2014-15	2015-16	2014-15	2015-16
<b>Level 4</b>	45	41	19	17	35	22	17	19	42	28
<b>Level 5</b>	48	37	23	12	51	35	14	16	20	37
<b>Level 6</b>	36	49	35	22	41	35	19	12	25	17
<b>Total</b>	129	127	77	51	127	92	50	47	87	82



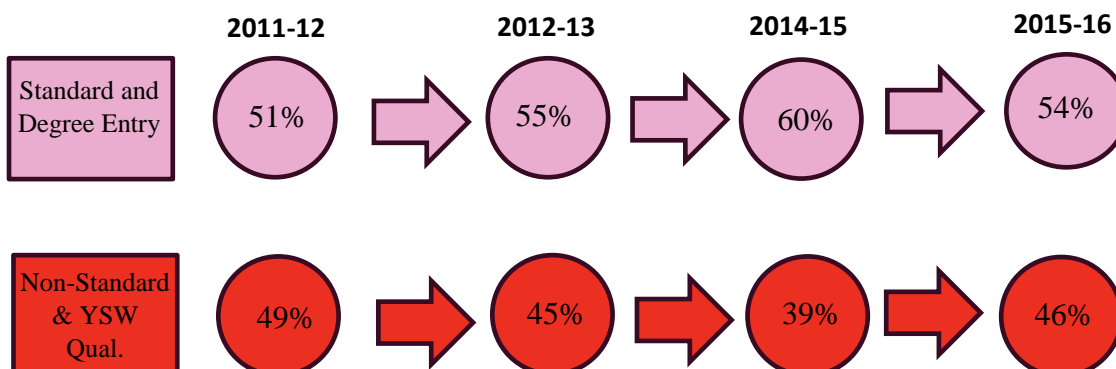
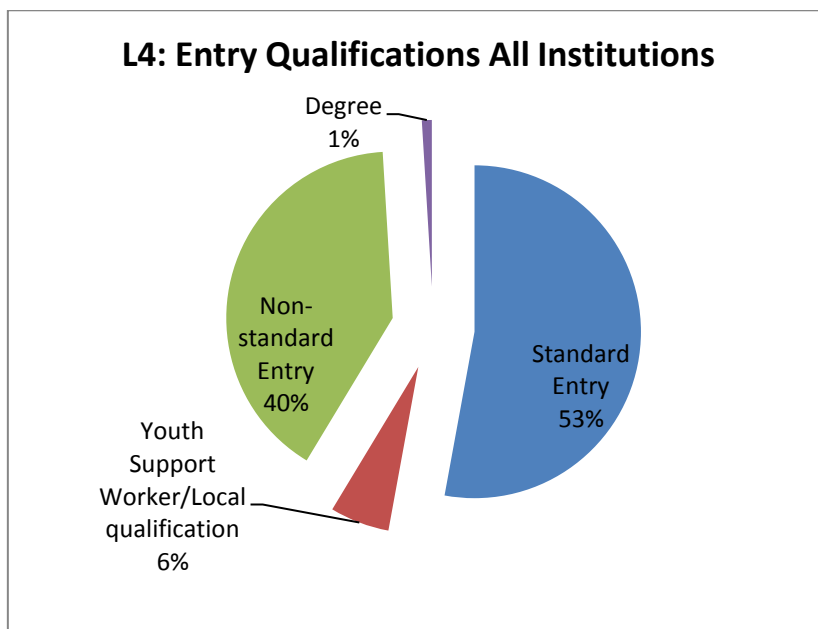
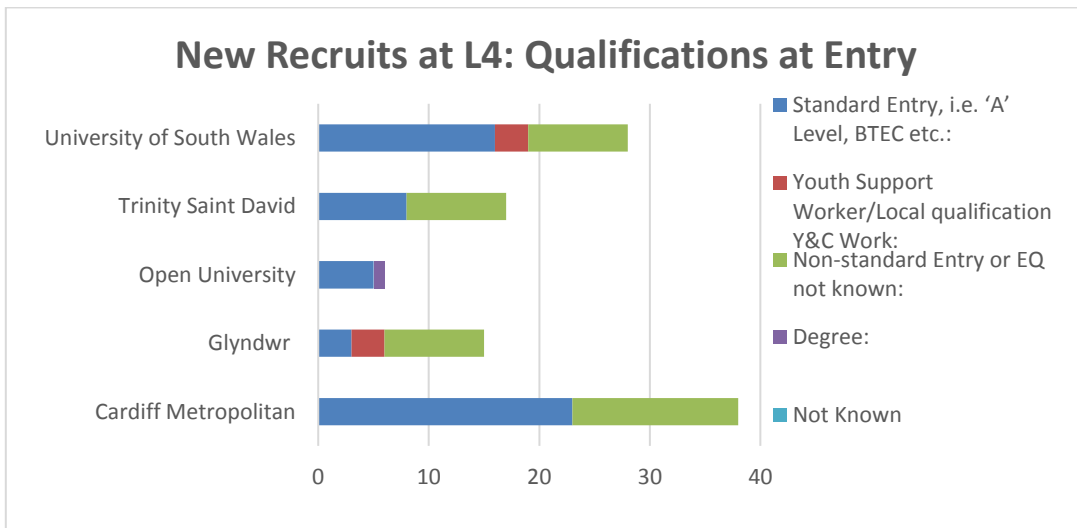
3. About 50% of placements remain within the statutory and voluntary youth sectors.



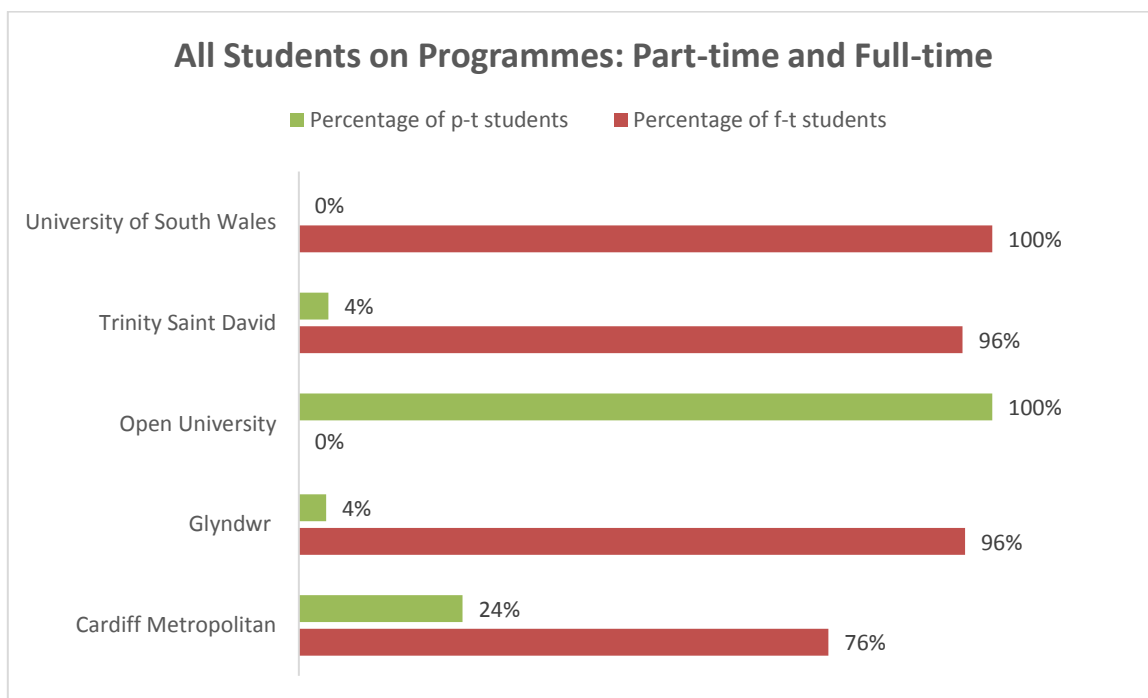
4. 73% of the new recruits are now female.



5. Standard entry qualifications have fallen for the first time from 60% to 54%.



6. The fall in part-time students continue. There are two institutions with only 4 students each and one with no part-time students.



7. Students withdrawing or being deferred has increased from 18 students to 41 across all programmes. There is no clear reason for this increase.

	2011-12	2012-13	2014-15	2015-16
<b>Withdrawals</b>	19	23	11	23
<b>Deferrals</b>	9	17	7	18
<b>Total</b>	27	40	18	41
<b>Study Failure</b>			14	13

8. There continues to be an anomaly within numbers for full-time students between finishing one level and starting the next.

	2014-15 Level 4 Data			2015-16 Level 5 Data		
	Start of the Year	Not Completing	End of Year Numbers	New Recruits	Expected Numbers	Actual Numbers
<b>Cardiff Met</b>	45	12	33	2	35	37
<b>Glyndwr</b>	19	7	12	0	12	12
<b>Trinity Saint David</b>	17	2	15	1	16	16
<b>University of South Wales</b>	42	3	39	2	41	37

The chart follows Level 4 students into Level 5, taking out students not completing and adding in new recruits. It is not clear what the reasoning for differences between expected numbers and actual numbers.

9. First class honours and 2:1 awards continue to increase and now make up 65% of all the achievements at level 6.

